

Molecular Machines—Rotors and Shuttles

Chen Zhang

Literature Seminar

November 14, 2002

Following Nobel Laureate Richard Feynman's pioneering talk "There's Plenty of Room at the Bottom" in 1959¹, scientists begin to explore the fascinating, yet formidable field of molecular machines. With the development of lithography technology driven by the insatiable appetite of the semiconductor industry, a "top-down" approach to molecular machines has been pursued by a lot of physicists and engineers. This approach is to try to miniaturize existing macroscale machines to micro- or even nano-scale. Alternatively, a "bottom-up" approach, which aims at developing new motion systems on single-molecular level without much similarity to macroscale counterparts, seems more promising. Chemists, already at the "bottom"—manipulating atoms and molecules, are therefore ideal for exploring the "bottom-up" approach.

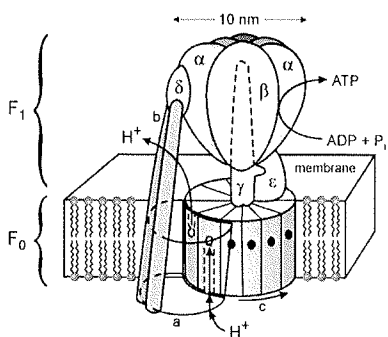


Figure 2

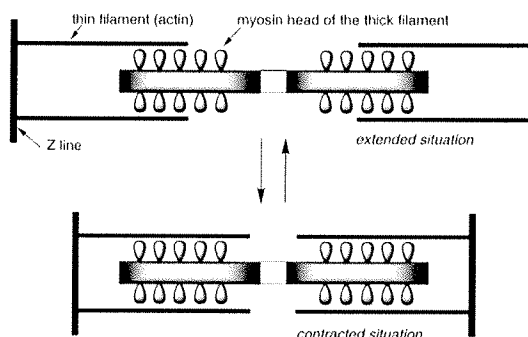


Figure 3

Similar to all the other fields in science, human beings have always been asking nature for the first step. There are a variety of molecular machines existing in biological systems, developed by the powerful evolution.^{2,3} Two of the most studied cases are probably ATPase (**Fig. 1**) as a biomolecular rotor⁴, and myosin (**Fig. 2**) as a linear motor^{5,6}. Single molecular machines based on biomolecules such as DNA⁷ have been made.

Molecular machines are defined as "an assembly of a distinct number of molecular components that are designed to perform machinelike movements (output) as a result of an appropriate external stimulation (input)".⁸ The main building blocks are interlocked macromolecules—[2]rotaxanes and [2]catenanes.⁹ [2]Rotaxanes represent a group of compounds with a dumbbell-shaped molecule encircled in a macrocycle, while [2]catenanes are compounds with two mechanically linked macrocycles.

A huge variety of molecular machines capable of doing different movements have been made in the past decade, including molecular turnstiles¹⁰, gears¹¹, rotors¹²⁻¹⁵, shuttles¹⁶⁻¹⁹, plugs^{20,21}, and switches^{22,23}. Among those applications, molecular rotors

(Fig. 3) and shuttles (Fig. 4), mimicking ATPase's rotational motion and myosin's linear motions, are most challenging due to the complexity of their motions.

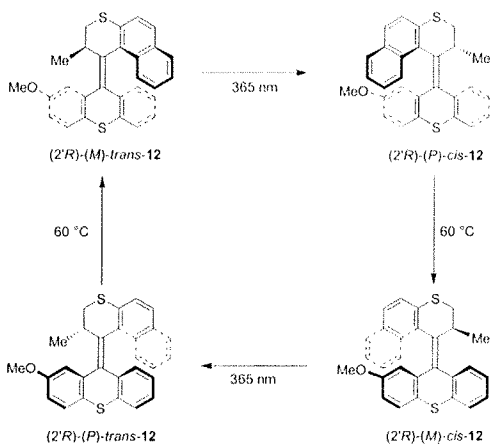


Figure 4

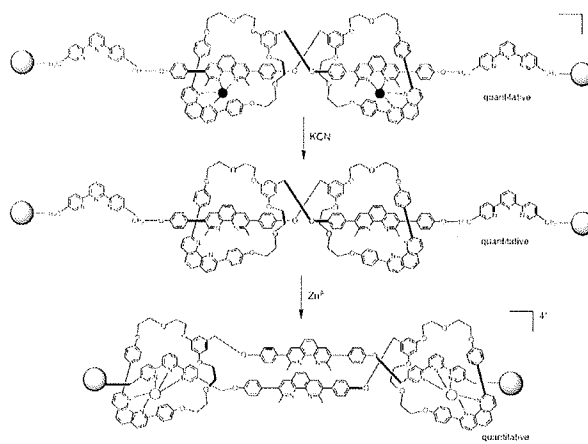


Figure 5

Virtually, all organic molecules containing a C-C single bond can be considered a molecular rotor, performing the rapid Brownian rotation. But those rotations are generally useless in term of doing mechanic work, due to the lack of control. Steric hindrance¹⁰ can be employed to eliminate the freedom of motions, thus allowing more control over the rotation. Stronger control can be achieved using H-bonding¹⁴. Recently, two groups succeeded in assembling unidirectional rotors driven by chemical reaction¹³ and light¹², respectively. Color tuning of liquid crystal by controlled rotation of a single molecular rotor is accomplished recently.²⁴

Molecular shuttles are mostly based on [2]rotaxanes, due to their natural linear molecule—'track' and movable macrocycle—'shuttle' structure.⁸ Movement of the 'shuttle' along the 'track' is realized by the recognition mechanisms of the 'stations', recognition sites on the linear molecular. The linear motion can be triggered by means of outside stimulus and controlled by tuning the affinity of the 'shuttle' to the 'stations'. The stimulus—'fuel' for the shuttle can normally be either electrochemical¹⁶, photochemical¹⁸ or chemical^{16,17}. Further advances have been made on mimicking the stretching movements of muscles¹⁹ using similar ideas as molecular shuttles.

References

1. Feynman, R. P. "There's Plenty of Room at the Bottom", *Engineering and Science* **1960**, *23*, 22.

2. Whitesides, G. M. "The once and future nanomachine", *Sci. Am.* **2002**, 285, 78-83.
3. Howard, J. "Molecular motors: structural adaptations to cellular functions", *Nature* **1997**, 389, 561-567.
4. Walker, J. F. "ATP synthesis by rotary catalysis (Nobel lecture)", *Angew. Chem. Int. Ed.* **1998**, 37, 2308-2319.
5. Inoue, A.; Saito, J.; Ikebe, R.; Ikebe, M. "Myosin IXb is a single-headed minus-end-directed processive motor", *Nature Cell Biology* **2002**, 4, 302-306.
6. Veigel, C.; Coluccio, L. M.; Jontes, J. D.; Sparrow, J. C.; Milligan, R. A.; Molloy, J. E. "The motor protein myosin-I produces its working stroke in two steps", *Nature* **1999**, 398, 530-533.
7. Mao, C.; Sun, W.; Shen, Z.; Seeman, N. C. "A nanomechanical device based on the B-Z transition of DNA", *Nature* **1999**, 397, 144-146.
8. Balzani, V.; Credi, A.; Raymo, F. M.; Stoddart, J. F. "Artificial molecular machines", *Angew. Chem., Int. Ed.* **2000**, 39, 3348-3391.
9. Raymo, F. M.; Stoddart, J. F. "Interlocked macromolecules", *Chem. Rev.* **1999**, 99, 1643-1663.
10. Bedard, T. C.; Moore, J. S. "Design and synthesis of molecular turnstiles", *J. Am. Chem. Soc.* **1995**, 117, 10662-10671.
11. Iwamura, H.; Mislow, K. "Stereochemical consequences of dynamic gearing", *Acc. Chem. Res.* **1988**, 21, 175-182.
12. Koumura, N.; Zijlstra, R. W. J.; Van Delden, R. A.; Harada, N.; Feringa, B. L. "Light-driven monodirectional molecule rotor", *Nature* **1999**, 401, 152-155.
13. Kelly, T. R.; De Silva, H.; Silva, R. A. "Unidirectional rotary motion in a molecular system", *Nature* **1999**, 401, 150-152.
14. Bermudez, V.; Capron, N.; Gase, T.; Gatti, F. G.; Kajzar, F.; Leigh, D. A.; Zerbetto, F.; Zhang, S. "Influencing intramolecular motion with an alternating electric field", *Nature* **2000**, 406, 608-611.
15. Koumura, N.; Geertsema, E. M.; van Gelder, M. B.; Meetsma, A.; Feringa, B. L. "Second Generation Light-Driven Molecular Motors. Unidirectional Rotation Controlled by a Single Stereogenic Center with Near-Perfect Photoequilibria and Acceleration of the Speed of Rotation by Structural Modification", *J. Am. Chem. Soc.* **2002**, 124, 5037-5051.

16. Bissell, R. A.; Cordova, E.; Kaifer, A. E.; Stoddart, J. F. "A chemically and electrochemically switchable molecular shuttle", *Nature* **1994**, *369*, 133-137.
17. Ashton, P. R.; Ballardini, R.; Balzani, V.; Baxter, I.; Credi, A.; Fyfe, M. C. T.; Gandolfi, M. T.; Gomez-Lopez, M.; Martinez-Diaz, M. V.; Piersanti, A.; Spencer, N.; Stoddart, J. F.; Venturi, M.; White, A. J. P.; Williams, D. J. "Acid-Base Controllable Molecular Shuttles", *J. Am. Chem. Soc.* **1998**, *120*, 11932-11942.
18. Brouwer, A. M.; Frochot, C.; Gatti, F. G.; Leigh, D. A.; Mottier, L.; Paolucci, F.; Roffia, S.; Wurpel, G. W. H. "Reversible translational motion in a hydrogen-bonded molecular shuttle", *Science* **2001**, *291*, 2124-2128.
19. Collin, J.-P.; Dietrich-Buchecker, C.; Gavina, P.; Jimenez-Molero, M. C.; Sauvage, J.-P. "Shuttles and Muscles: Linear Molecular Machines Based on Transition Metals", *Acc. Chem. Res.* **2001**, *34*, 477-487.
20. Balzani, V.; Credi, A.; Venturi, M. "Controlled disassembling of self-assembling systems: toward artificial molecular-level devices and machines", *Proc. Natl. Acad. Sci.* **2002**, *99*, 4814-4817.
21. Ballardini, R.; Balzani, V.; Clemente-Leon, M.; Credi, A.; Gandolfi, M. T.; Ishow, E.; Perkins, J.; Stoddart, J. F.; Tseng, H.-R.; Wenger, S. "Photoinduced Electron Transfer in a Triad That Can Be Assembled/Disassembled by Two Different External Inputs. Toward Molecular-Level Electrical Extension Cables", *J. Am. Chem. Soc.* **2002**, *124*, 12786-12795.
22. Zelikovich, L.; Libman, J.; Shanzer, A. "Molecular redox switches based on chemical triggering of iron translocation in triple-stranded helical complexes", *Nature* **1995**, *374*, 790-792.
23. Feringa, B. L.; van Delden, R. A.; Koumura, N.; Geertsema, E. M. "Chiroptical Molecular Switches", *Chem. Rev.* **2000**, *100*, 1789-1816.
24. Van Delden, R. A.; Koumura, N.; Harada, N.; Feringa, B. L. "Unidirectional rotary motion in a liquid crystalline environment: color tuning by a molecular motor", *Proc. Natl. Acad. Sci.* **2002**, *99*, 4945-4949.